



2019 TOBACCO USAGE COMMUNITY SURVEY

Tobacco-Free Action of Columbia Greene

Table of Contents

Columbia County 2019: Summary	2
Smoking Behavior	2
Display and Sale of Tobacco Products	2
Attitudes towards Teen Smoking.....	3
Methods and Nature of the Sample	3
Greene County 2019: Summary.....	4
Smoking Behavior	4
Display and Sale of Tobacco Products	4
Attitudes towards Teen Smoking.....	5
Methods and Nature of the Sample	5
Charts and Tables.....	6
Past and Current Tobacco Usage	6
Teen Smoking.....	16
Survey Procedures and Samples Derived	19

Columbia County 2019: Summary

The current rate of smoking is down in Columbia County in 2019 when compared to 2017, however, half of all 18-29 year olds have tried an E-cigarette with 25 percent saying they still use them every day.

Smoking Behavior

- Forty-eight percent of Columbia County residents have smoked at least 100 cigarettes in their life.
 - This number has stayed relatively the same (47 percent) since 2017.
 - Only 27 percent of those 18-29 have ever smoked, which is almost a ten percent drop from 2017.
- Today, 11 percent of Columbia residents smoke. Only 15 percent of those that have ever smoked, or 7 percent of all citizens, smoke everyday while 7 percent of all those who have ever smoked smoke on some days.
 - Current smoking rates (smokes every day or some days) are equal among those earning less than \$50,000 and between \$50,000 - \$100,000 (12 percent). While more people in the \$50,000 - \$100,000 income range smoke, they smoke less often than those in the less than \$50,000 range.
 - Current smoking rates are greatest between the ages of 18 and 29 (14 percent).
 - Smoking rates are also greatest from those who have less than a college degree (13 percent).
- Twenty percent of residents have ever tried using an E-cigarette and twelve percent of those residents, use them every day. Fifty percent of those 18-29 have tried an Electronic Cigarette, and of those who have tried e-cigs, 64 percent of them currently use E-cigarettes, one out of four young people in Columbia County use them every day.
- Forty-seven percent of respondents who said they never smoked use e-cigs at least some days.

Display and Sale of Tobacco Products

- Asked whether they think each of four different types of stores should or should not sell tobacco products including cigarettes and cigars, a majority of all citizens think tobacco products should be sold in gas stations and convenience stores but a majority do not think tobacco products should be sold in pharmacies or grocery stores. The percent in favor of selling tobacco products is down in three of the four types of stores, with the one increase in favor of convenience stores (from 58 to 61 percent).
- Seventy-six percent of all county residents and 61 percent of smokers, think that tobacco products should not be sold in stores that are located near schools. This number has consistently risen in support over the last five years.
- Sixty-four percent support a regulation that would ban the sale of tobacco products in stores that are located near schools (unchanged from 2017). A small majority of

smokers support this potential regulation with 54 percent supporting it, 24 percent opposed and 16 percent neither in favor nor against.

- Fifty percent of all residents are in favor of a regulation that would limit the number of stores that could sell tobacco in their community while 24 percent oppose that regulation. Only 20 percent of those who currently smoke support the regulation.
- Sixty-five percent, down from 70 percent in 2017, of all residents are in favor of a regulation that would ban the sale of all tobacco products in pharmacies.
- Sixty-eight percent of county residents (down from 2017) have over the past 30 days noticed packs of cigarettes or cigars visible behind the cash register or in other areas of stores at least occasionally.
- Sixty-one percent of residents favor, while 32 percent (increase from 2017) are against a regulation that would raise the legal age to purchase cigarettes and other tobacco products, including e-cigarettes, from 18 to 21 years of age. Thirty-six percent of those who currently smoke support raising the age.
- Forty-five percent favor while 31 percent are against a regulation that would prevent retailers from accepting coupons that reduce the price of cigarettes. Compared to 2017, there is a decrease of six percentage points in those against the regulation.
- Similarly, 43 percent are in favor while 36 percent are against, a regulation that would prevent retailers from offering multi-pack discounts on cigarettes. In 2017, 39 percent were in favor and 37 percent were against this proposed regulation.

Attitudes towards Teen Smoking

- Sixty-nine percent, down from 74 percent, of all residents, but only 42 percent of smokers, think teen smoking is a significant problem in their community.
- Majorities agree that:
 - In-store advertising make teens more likely to smoke (59 percent).
 - In-store tobacco displays make teens more likely to smoke (60 percent).

Methods and Nature of the Sample

Using random digit-dialing (RDD) interviews were conducted with 350 residents of Columbia County. Of those, 87 were conducted via cell phone. Completed interviews from both landline and cell phones calls were merged and weighted by known age and gender characteristics so as to enhance representativeness.

Data is reported with a margin of error of +/- 5.2 percentage points at the 95% confidence level having included the design effect of weighting on that margin of error.

Greene County 2019: Summary

The current rate of smoking has increased in Greene County when compared to 2017 and more people agree now (61 percent) as compared to 2017 (54 percent) to raise the legal age of being able to purchase cigarettes and other tobacco products to 21 years old.

Smoking Behavior

- Fifty-six percent of Greene County residents have smoked at least 100 cigarettes in their life.
 - Forty-four percent of those 18-29 have ever smoked, up from 31 percent in 2017. However, far less of the 18-29 have ever smoked than all of the older age groups.
- Today, 21 percent of Greene residents smoke. More than a quarter (28 percent) of those that have ever smoked now smoke every day.
 - Current smoking rates are greatest among those earning less than \$50,000 (30 percent), between 30 and 44 (35 percent) and with less than a college degree (26 percent).
- Twenty-eight percent of residents have ever tried using an E-cigarette and 18 percent of those respondents use them today. Thirty percent of the 18-29 age group use e-cigs at least some days similar to the number of the 60 plus age group.

Display and Sale of Tobacco Products

- Asked whether they think each of four different types of stores should or should not sell tobacco products including cigarettes and cigars, a majority of all citizens think tobacco products should be sold in gas stations and convenience stores but a majority do not think tobacco products should be sold in pharmacies or grocery stores.
- Seventy-four percent of all county residents and 60 percent of smokers, think that tobacco products should not be sold in stores that are located near schools. Eighty-three percent of females compared to 66 percent of males say tobacco should not be sold near schools.
- Sixty-four percent support a regulation that would ban the sale of tobacco products in stores that are located near schools. A small majority of smokers support this potential regulation with 53 percent in favor and 29 percent opposing it.
- Fifty-five percent of all residents are in favor of a regulation that would limit the number of stores that could sell tobacco in their community while 26 percent oppose that regulation. Smokers are opposed to the limitation of stores by 40 percent to 34 percent. Of those that have never smoked, this regulation is favored by 61 percent to 22 percent.
- Sixty-five percent of all residents are in favor of a regulation that would ban the sale of all tobacco products in pharmacies.

- Seventy-eight percent of county residents (down four percentage points from 2017) have over the past 30 days noticed packs of cigarettes or cigars visible behind the cash register or in other areas of stores at least occasionally.
- Sixty-one percent are in favor of a regulation that would raise the legal age to purchase cigarettes and other tobacco products, including e-cigarettes, from 18 to 21 years of age. This number is up 7 points from 2017.
- People are split, 35 percent favor/38 percent against, a regulation that would prevent retailers from accepting coupons that reduce the price of cigarettes, while 26 percent are neither in favor nor against. In 2017, 42 percent favored this proposed regulation while 35 percent were against it.
- Similarly, 37 percent are in favor while 41 percent are against, a regulation that would prevent retailers from offering multi-pack discounts on cigarettes. This is a slight decrease from 2017 where 39 percent were in favor while 36 percent were against this regulation.

Attitudes towards Teen Smoking

- Sixty-eight percent, down from 2017, of all residents, but only 51 percent of smokers, think teen smoking is a significant problem in their community.
- Majorities agree that:
 - In-store advertising make teens more likely to smoke (54 percent).
 - In-store tobacco displays make teens more likely to smoke (51 percent).

Methods and Nature of the Sample

Using random digit-dialing (RDD) interviews were conducted with 352 residents of Greene County. Of those, 109 were conducted via cell phone. Completed interviews from both landline and cell phones calls were merged and weighted by known age and gender characteristics so as to enhance representativeness.

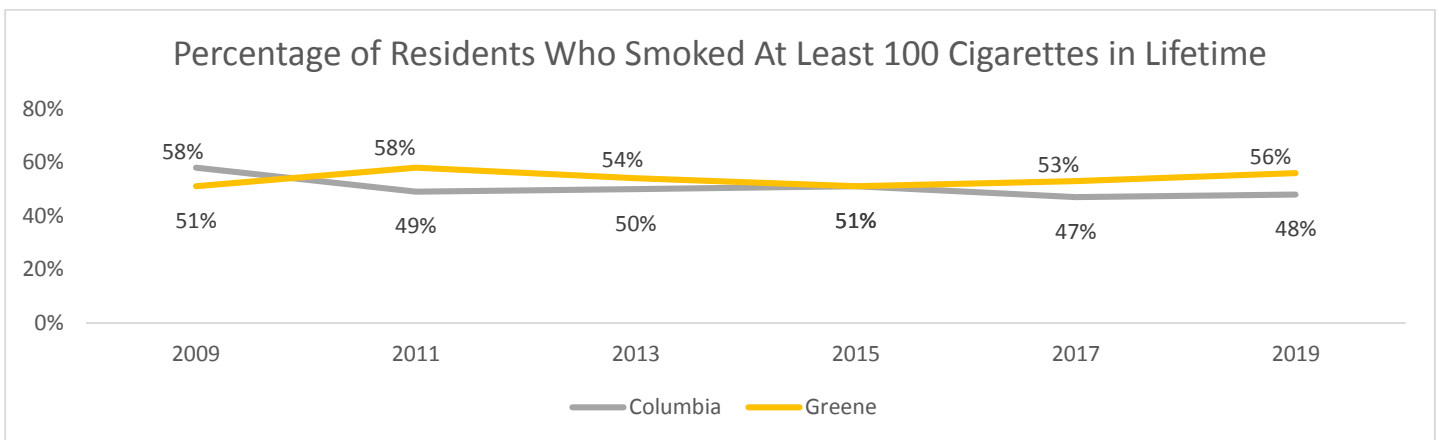
Data is reported with a margin of error of +/- 5.2 percentage points at the 95% confidence level having included the design effect of weighting on that margin of error.

Charts and Tables

Past and Current Tobacco Usage

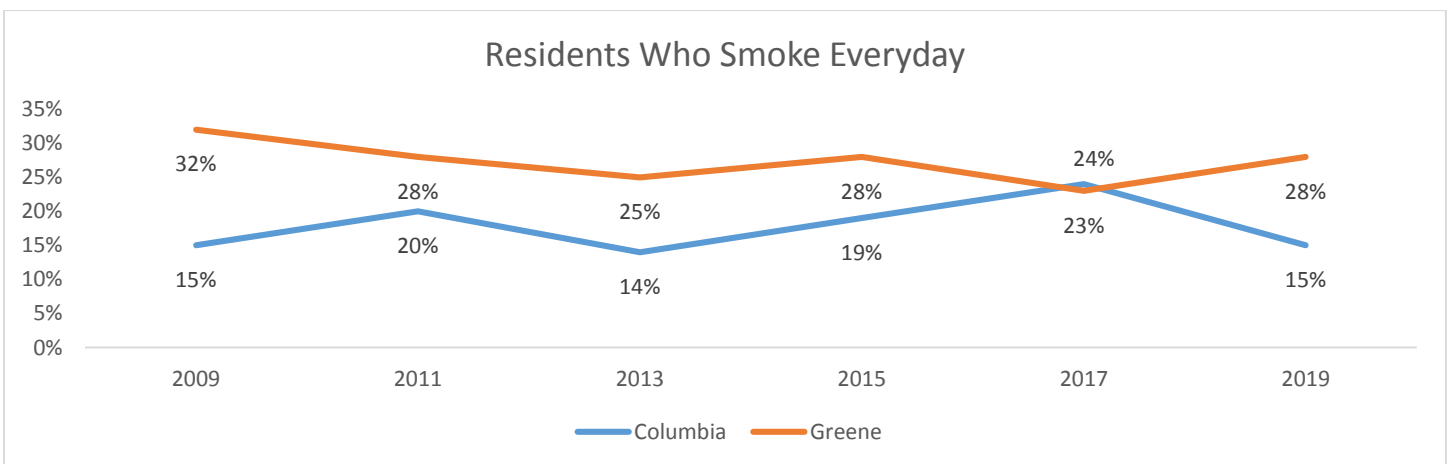
Q11: Have you smoked at least 100 cigarettes in your entire life?

	Columbia						Greene					
	2009	2011	2013	2015	2017	2019	2009	2011	2013	2015	2017	2019
Yes	58%	49%	50%	51%	47%	48%	51%	58%	54%	51%	53%	56%
No	42%	51%	50%	49%	53%	52%	49%	42%	46%	49%	47%	44%



Q12: Do you NOW smoke cigarettes every day, some days, or not at all?

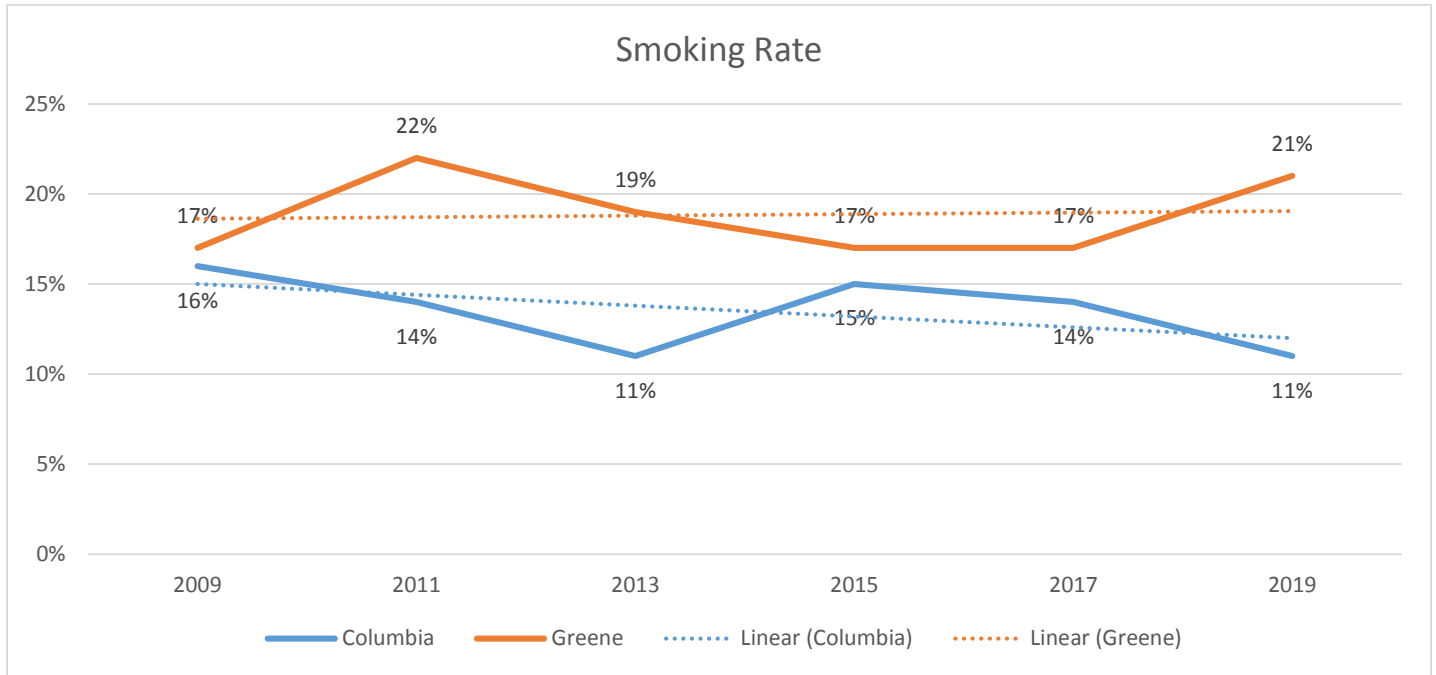
	Columbia						Greene					
	2009	2011	2013	2015	2017	2019	2009	2011	2013	2015	2017	2019
Everyday	15%	20%	14%	19%	24%	15%	32%	28%	25%	28%	23%	28%
Some days	13%	8%	7%	9%	7%	7%	3%	10%	10%	6%	9%	9%
Not at all	72%	72%	79%	71%	69%	78%	65%	62%	65%	67%	67%	63%



Smoking Rate

	Columbia						Greene					
	2009	2011	2013	2015	2017	2019	2009	2011	2013	2015	2017	2019
Currently smoke	16%	14%	11%	15%	14%	11%	17%	22%	19%	17%	17%	21%

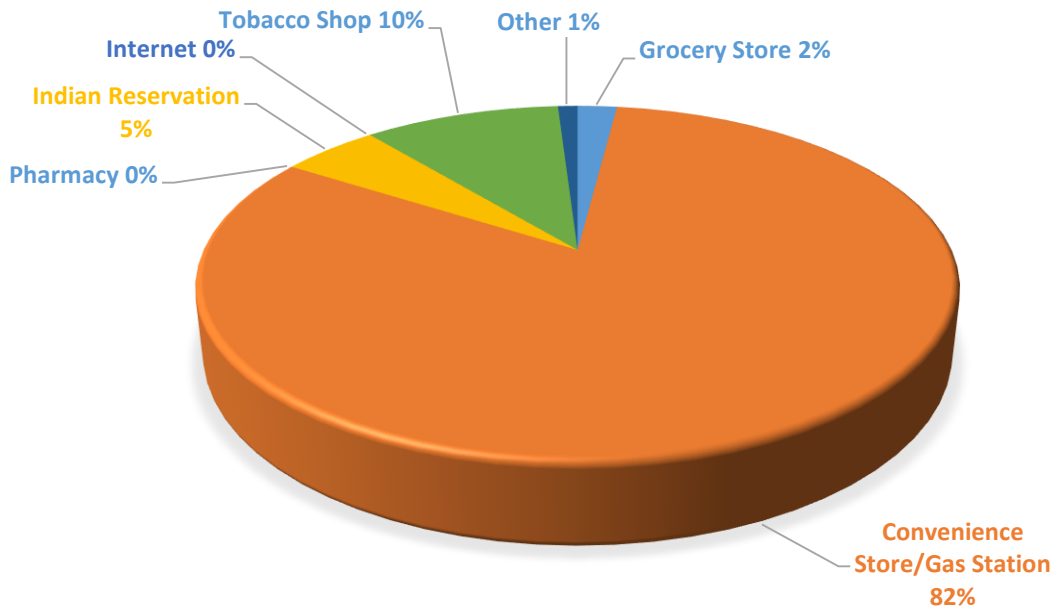
Summary



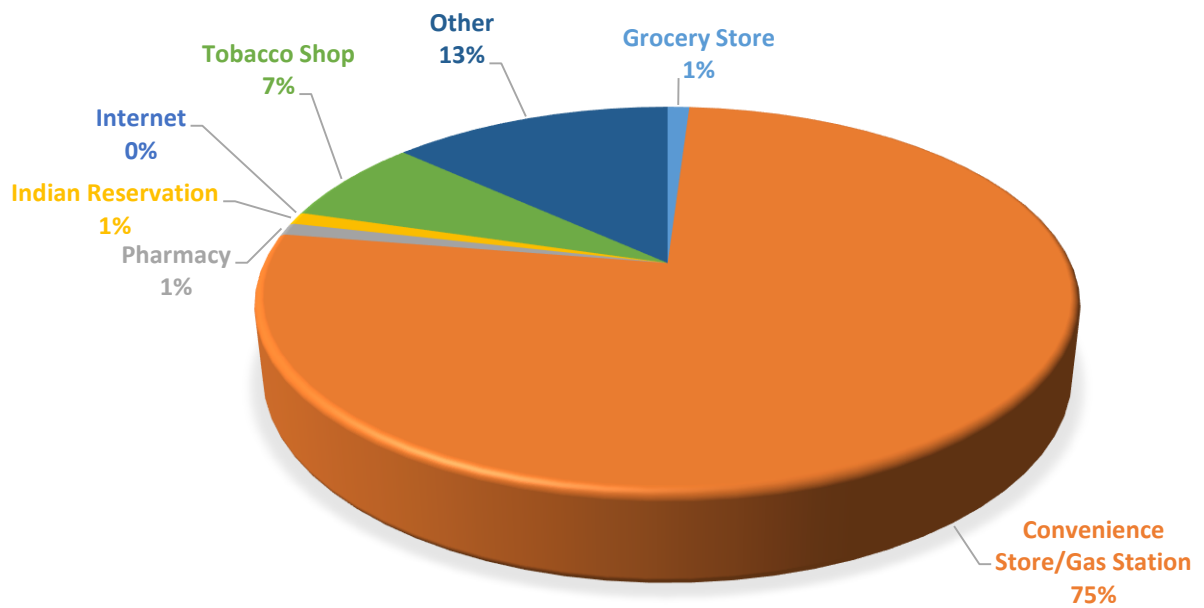
Q13: Where do you purchase your cigarettes MOST of the time?

	Columbia						Greene					
	2009	2011	2013	2015	2017	2019	2009	2011	2013	2015	2017	2019
Grocery Store	8%	2%	0%	2%	4%	2%	2%	12%	0%	7%	2%	1%
Convenience Store/ Gas Station	64%	61%	60%	64%	73%	82%	76%	61%	80%	71%	70%	75%
Pharmacy	0%	0%	0%	2%	4%	0%	2%	3%	0%	1%	2%	1%
Indian Reservation	1%	4%	0%	4%	0%	5%	2%	5%	4%	0%	1%	1%
Internet	11%	1%	0%	0%	1%	0%	5%	0%	0%	0%	3%	0%
Tobacco Shop	N/A	15%	27%	14%	17%	10%	N/A	9%	14%	17%	15%	7%
Other	16%	17%	12%	15%	1%	1%	13%	10%	2%	3%	5%	13%

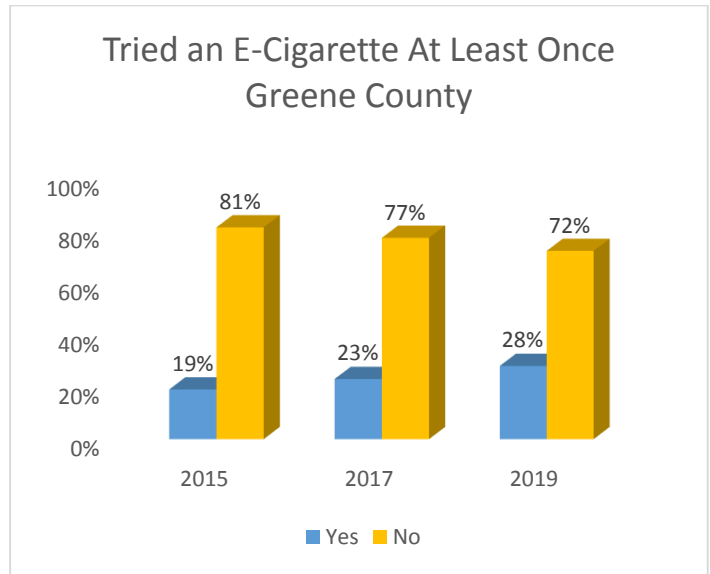
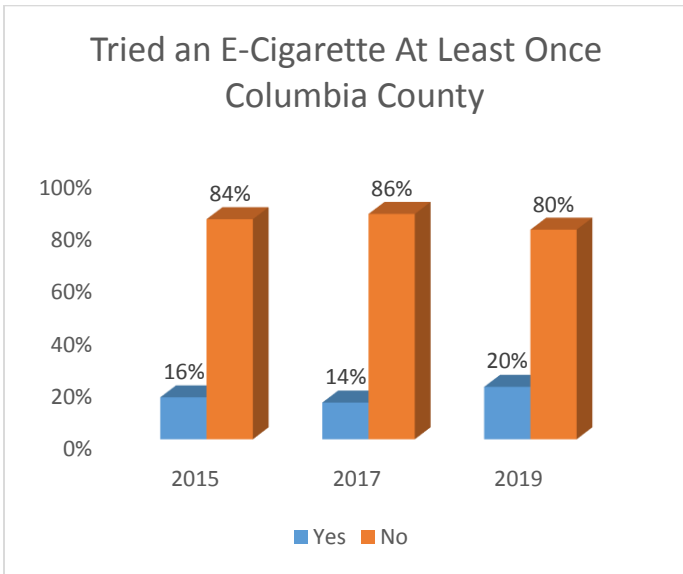
2019 Columbia County Cigarette Purchase Locations



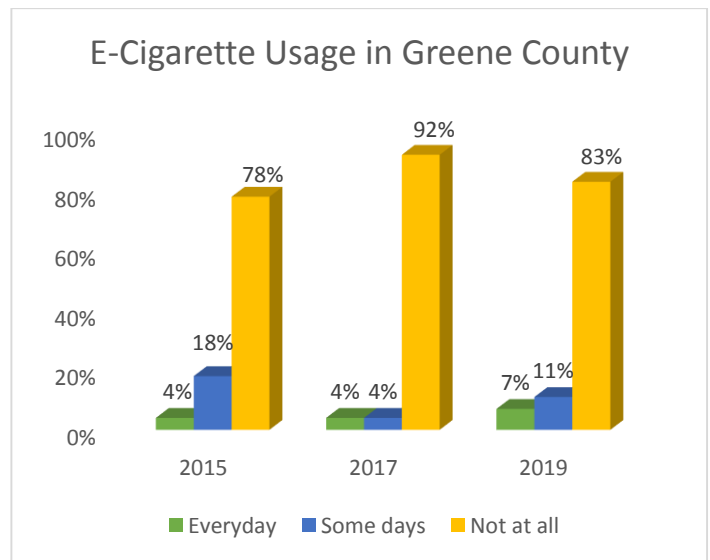
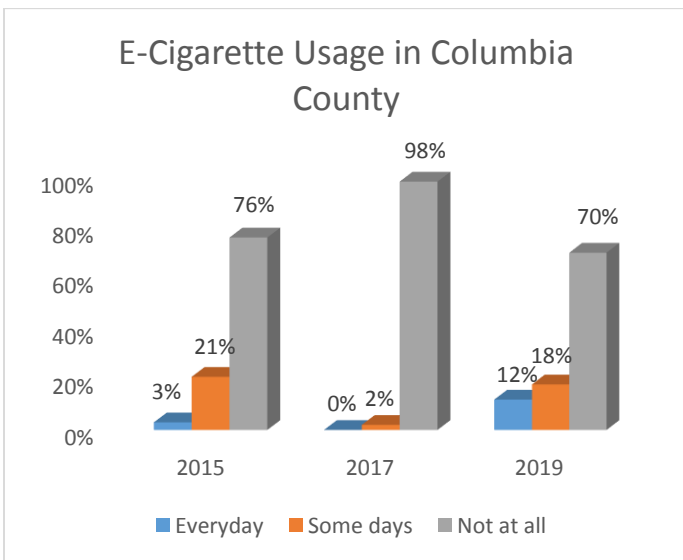
2019 Greene County Cigarette Purchase Locations



Q14: Have you ever tried using an Electronic Cigarette or E-cigarette, even just one time?



Q15: Do you now use e-cigarettes every day, some days or not at all?



Selling Tobacco Products

Q1: In your opinion, do you think that the following types of stores should or should not sell tobacco products (cigarettes, cigars, etc.)?

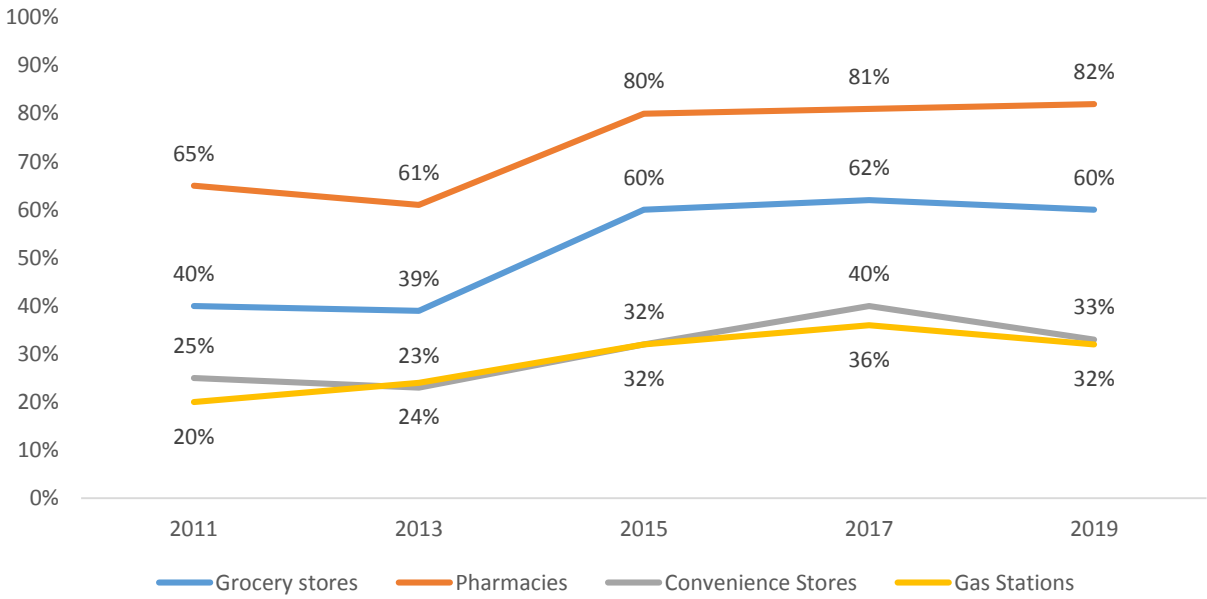
<i>Grocery stores?</i>	Columbia						Greene					
	2009	2011	2013	2015	2017	2019	2009	2011	2013	2015	2017	2019
Should	59%	58%	59%	35%	35%	34%	51%	58%	63%	41%	39%	39%
Should not	38%	40%	39%	60%	62%	60%	47%	41%	36%	57%	57%	59%
Don't know	3%	2%	1%	5%	3%	5%	2%	1%	1%	2%	4%	2%

<i>Pharmacies?</i>	Columbia						Greene					
	2009	2011	2013	2015	2017	2019	2009	2011	2013	2015	2017	2019
Should	34%	33%	37%	15%	17%	15%	28%	34%	39%	18%	17%	18%
Should not	64%	65%	61%	80%	81%	82%	71%	64%	59%	81%	80%	79%
Don't know	2%	1%	2%	5%	2%	4%	1%	3%	2%	1%	3%	2%

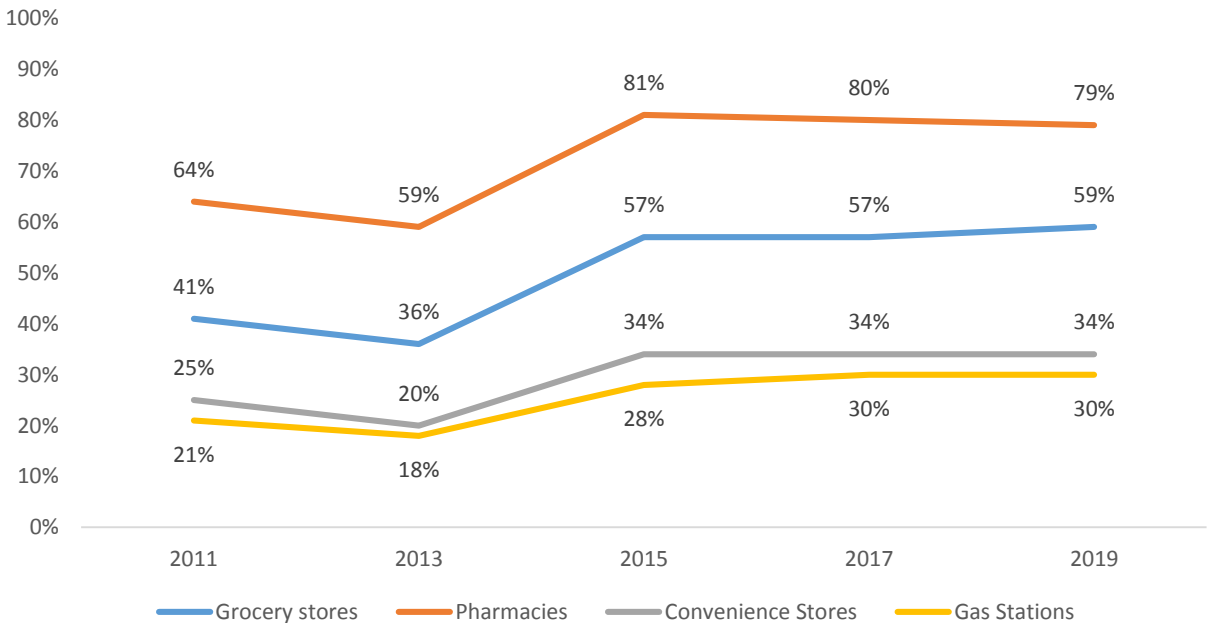
<i>Convenience stores?</i>	Columbia						Greene					
	2009	2011	2013	2015	2017	2019	2009	2011	2013	2015	2017	2019
Should	80%	73%	75%	63%	58%	61%	76%	73%	79%	64%	63%	63%
Should not	16%	25%	23%	32%	40%	33%	23%	25%	20%	34%	34%	34%
Don't know	4%	2%	2%	5%	2%	5%	1%	2%	1%	1%	3%	3%

<i>Gas stations?</i>	Columbia						Greene					
	2009	2011	2013	2015	2017	2019	2009	2011	2013	2015	2017	2019
Should	79%	77%	73%	64%	63%	62%	81%	78%	81%	70%	66%	67%
Should not	18%	20%	24%	32%	36%	32%	17%	21%	18%	28%	30%	30%
Don't know	2%	3%	3%	4%	2%	6%	2%	1%	1%	2%	4%	3%

Columbia County Opinion of Stores That Should **Not** Sell Tobacco Products



Greene County Opinion of Stores That Should **Not** Sell Tobacco Products



Q6: What is your opinion about a regulation that would ban the sale of all tobacco products in pharmacies?

	Columbia					Greene				
	2011	2013	2015	2017	2019	2011	2013	2015	2017	2019
Strongly in favor	39%	40%	53%	52%	54%	35%	37%	54%	45%	55%
Somewhat in favor	17%	12%	13%	18%	11%	16%	11%	15%	19%	10%
Neither in favor nor against	15%	12%	10%	11%	14%	16%	15%	10%	9%	14%
Somewhat against	8%	10%	9%	5%	5%	9%	12%	7%	9%	6%
Strongly against	20%	25%	15%	12%	16%	21%	24%	15%	18%	14%
Don't know/Refused	1%	1%	1%	2%	0%	2%	0%	0%	0%	1%

Q3: What is your opinion about a regulation that would limit the number of stores that could sell tobacco in your community?

	Columbia					Greene				
	2011	2013	2015	2017	2019	2011	2013	2015	2017	2019
Strongly in favor	26%	26%	29%	31%	33%	25%	23%	28%	29%	34%
Somewhat in favor	14%	21%	17%	24%	17%	16%	17%	17%	19%	21%
Neither in favor nor against	20%	14%	21%	14%	25%	17%	19%	23%	20%	18%
Somewhat against	13%	12%	12%	10%	9%	14%	9%	14%	11%	9%
Strongly against	27%	25%	20%	19%	15%	28%	31%	18%	19%	17%
Don't know/Refused	1%	2%	2%	1%	1%	1%	1%	0%	2%	1%

Q5: Do you think tobacco products should or should not be sold in stores that are located near schools?

	Columbia					Greene				
	2011	2013	2015	2017	2019	2011	2013	2015	2017	2019
Should	31%	31%	19%	19%	14%	31%	33%	22%	22%	20%
Should not	64%	64%	73%	77%	76%	65%	63%	73%	73%	74%
Don't know/Refused	4%	5%	8%	4%	10%	4%	5%	4%	4%	6%

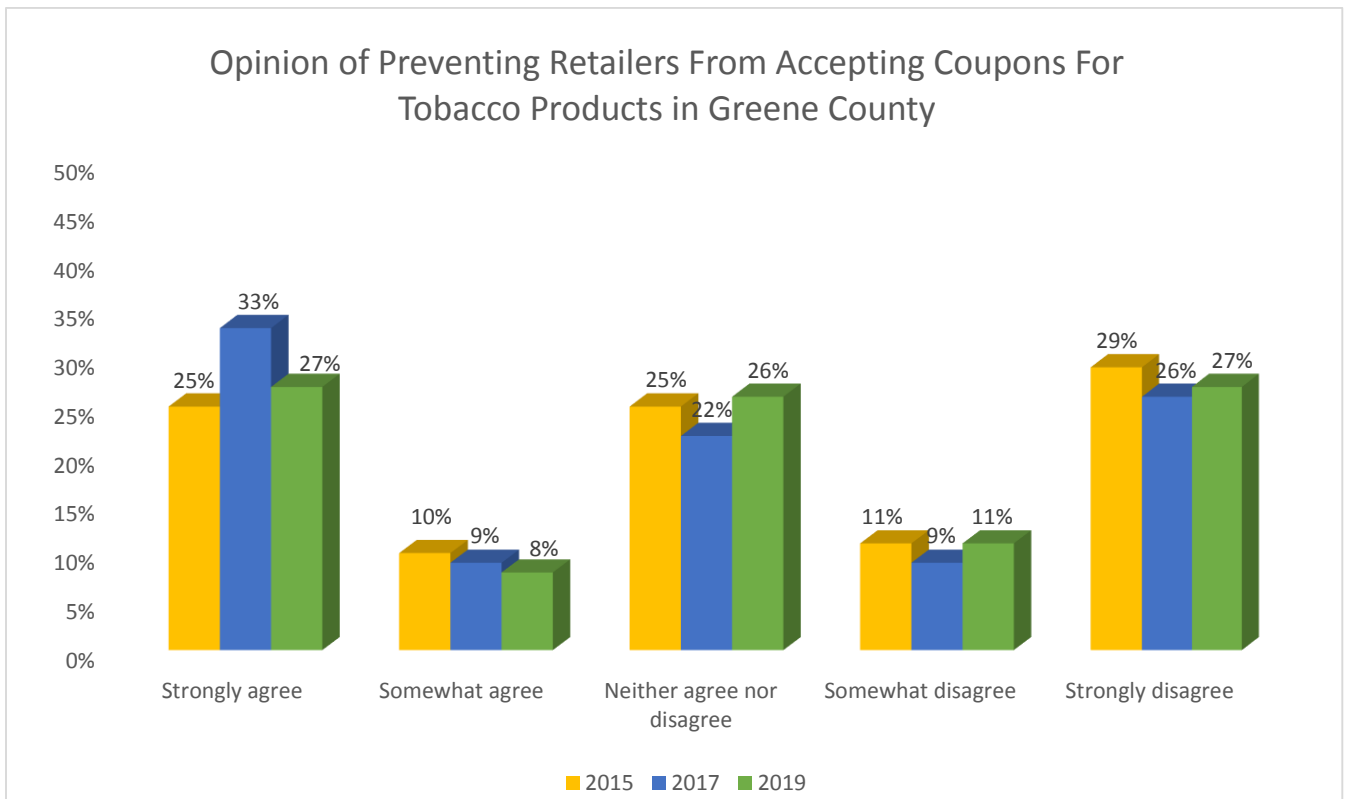
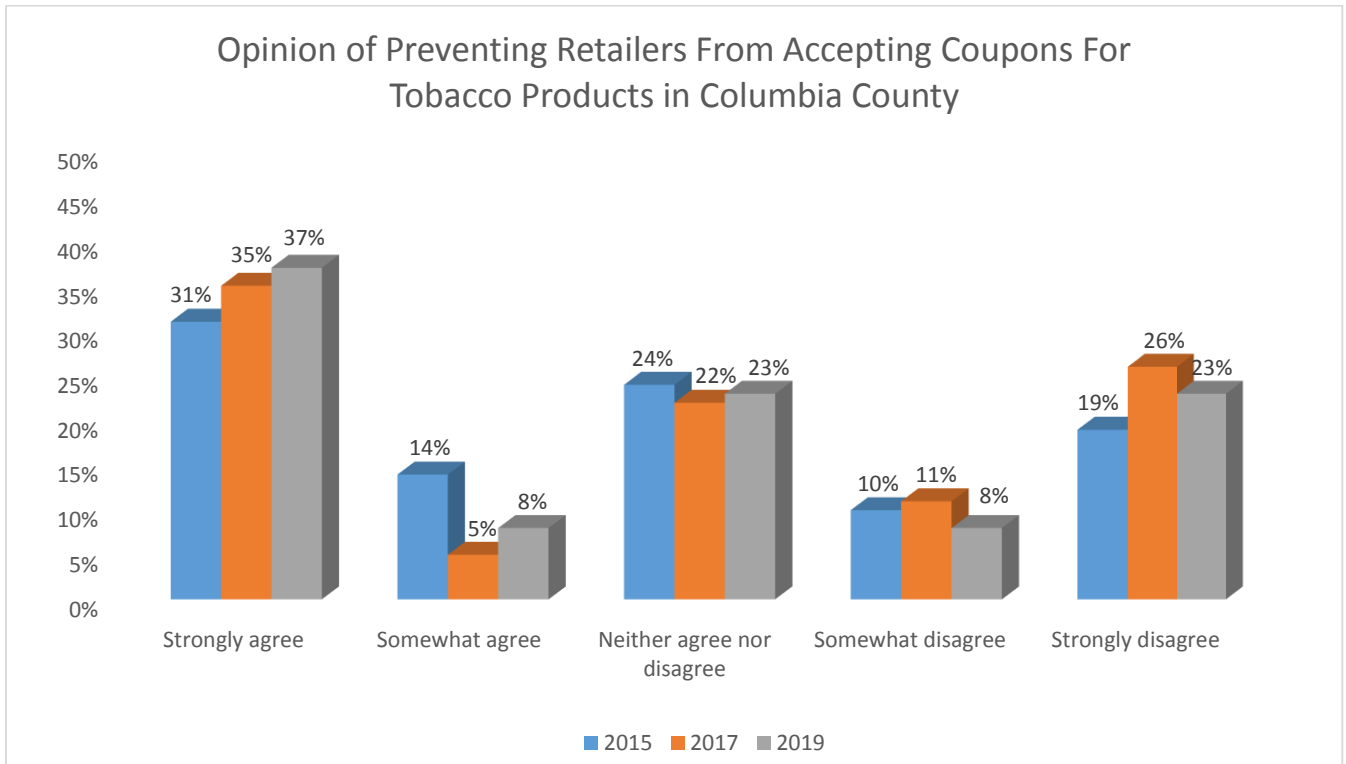
Q5: What is your opinion about a regulation that would ban the sale of tobacco products in stores that are located near schools?

	Columbia					Greene				
	2011	2013	2015	2017	2019	2011	2013	2015	2017	2019
Strongly in favor	43%	39%	45%	47%	44%	36%	38%	45%	43%	48%
Somewhat in favor	15%	16%	15%	17%	20%	17%	15%	12%	18%	16%
Neither in favor nor against	13%	12%	13%	10%	13%	15%	13%	14%	11%	12%
Somewhat against	9%	9%	10%	9%	8%	7%	10%	13%	11%	7%
Strongly against	19%	23%	16%	17%	14%	24%	23%	16%	18%	16%
Don't know/Refused	1%	1%	1%	0%	2%	0%	1%	1%	0%	1%

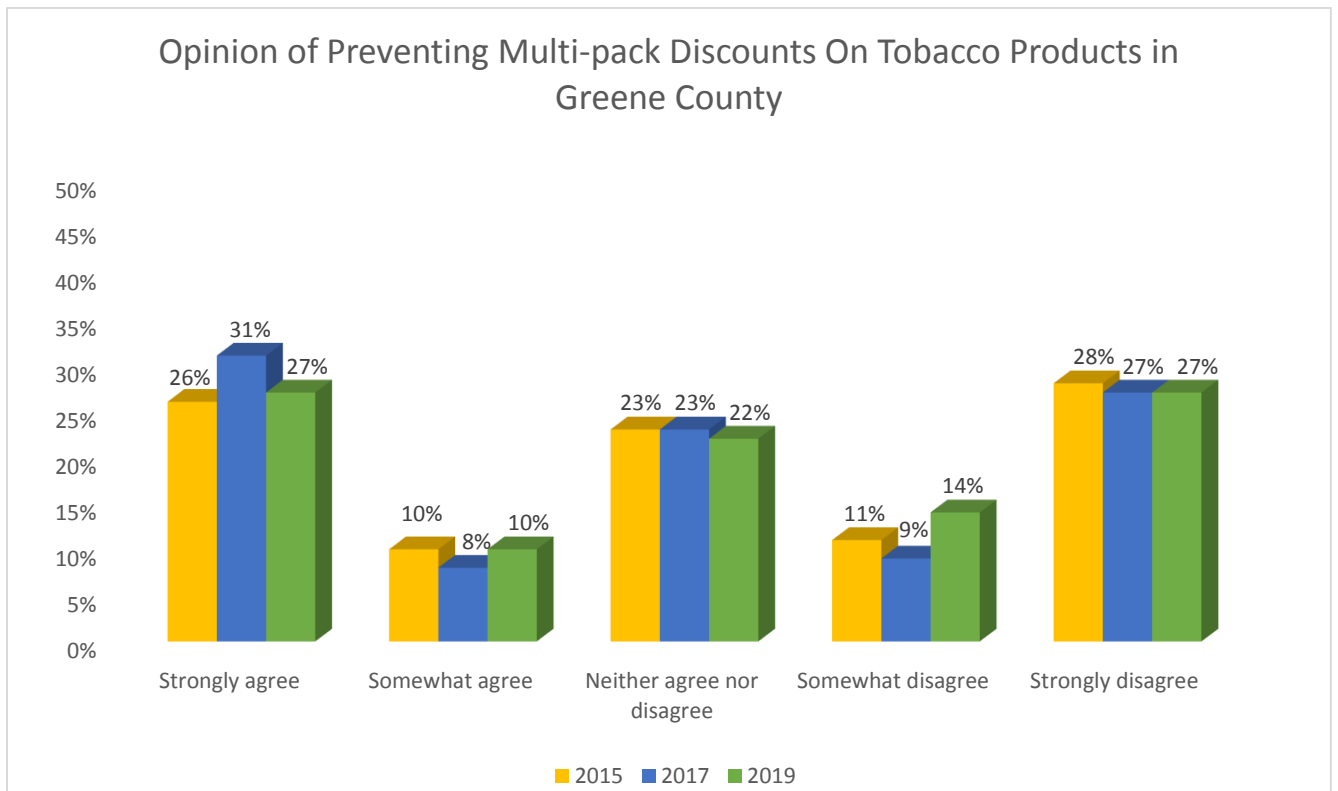
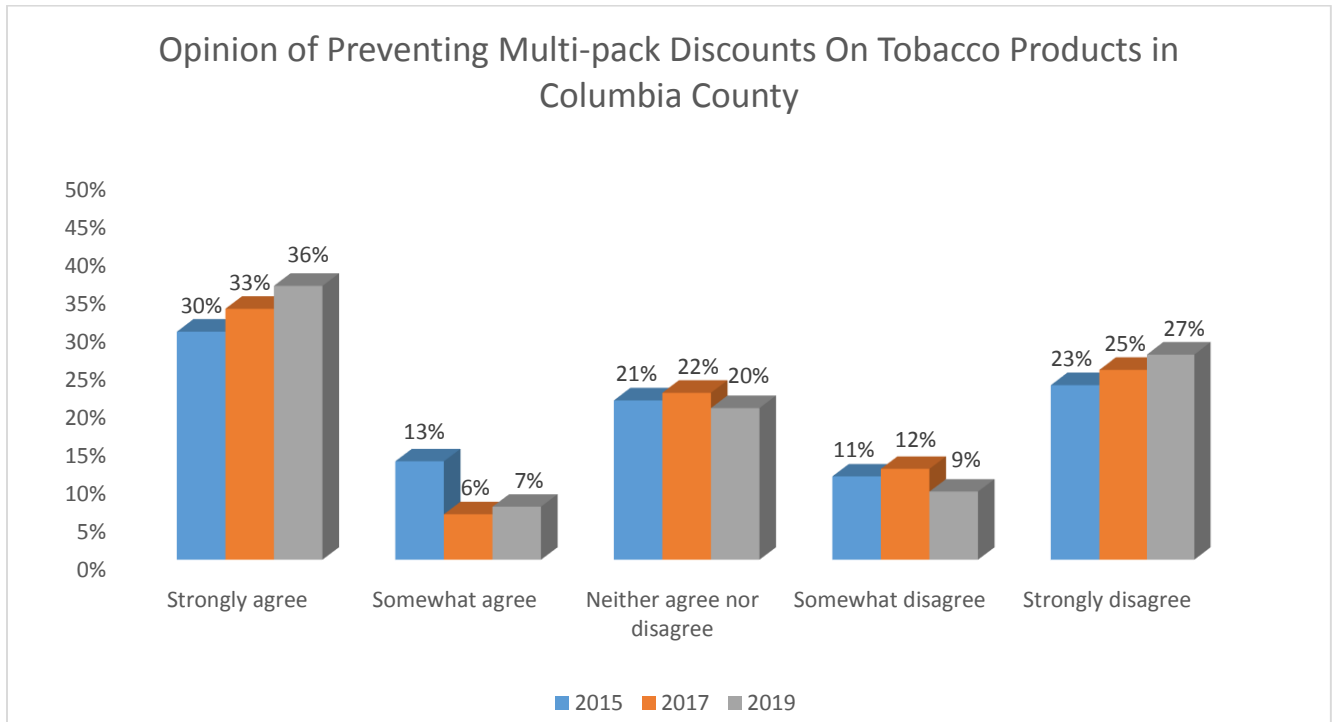
Q2: Over the past 30 days, how often did you notice packs of cigarettes or cigars visible behind the cash register or in other areas of stores?

	Columbia					Greene				
	2011	2013	2015	2017	2019	2011	2013	2015	2017	2019
Almost every time you were in a store	33%	26%	24%	19%	27%	40%	33%	28%	28%	26%
Frequently when you were in a store	23%	23%	19%	22%	18%	21%	24%	21%	21%	26%
Occasionally when you were in a store	24%	26%	33%	35%	23%	23%	18%	26%	33%	26%
Never/not that I remember	18%	24%	23%	23%	29%	14%	24%	24%	18%	21%
Have not visited a store in the past 30 days	1%	1%	1%	2%	1%	1%	1%	2%	1%	1%
Don't know/Refused	1%	0%	1%	1%	1%	1%	0%	0%	1%	0%

Q7: What is your opinion about a regulation that would prevent retailers from accepting coupons that reduce the price of cigarettes?



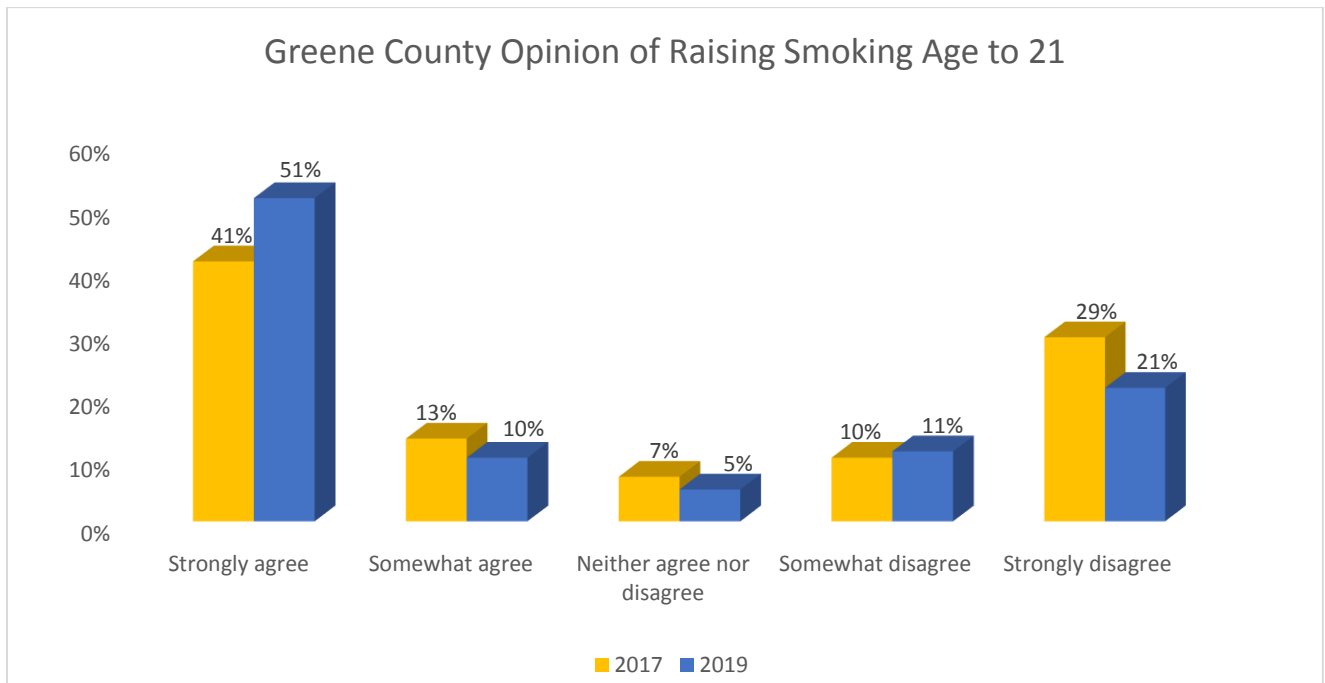
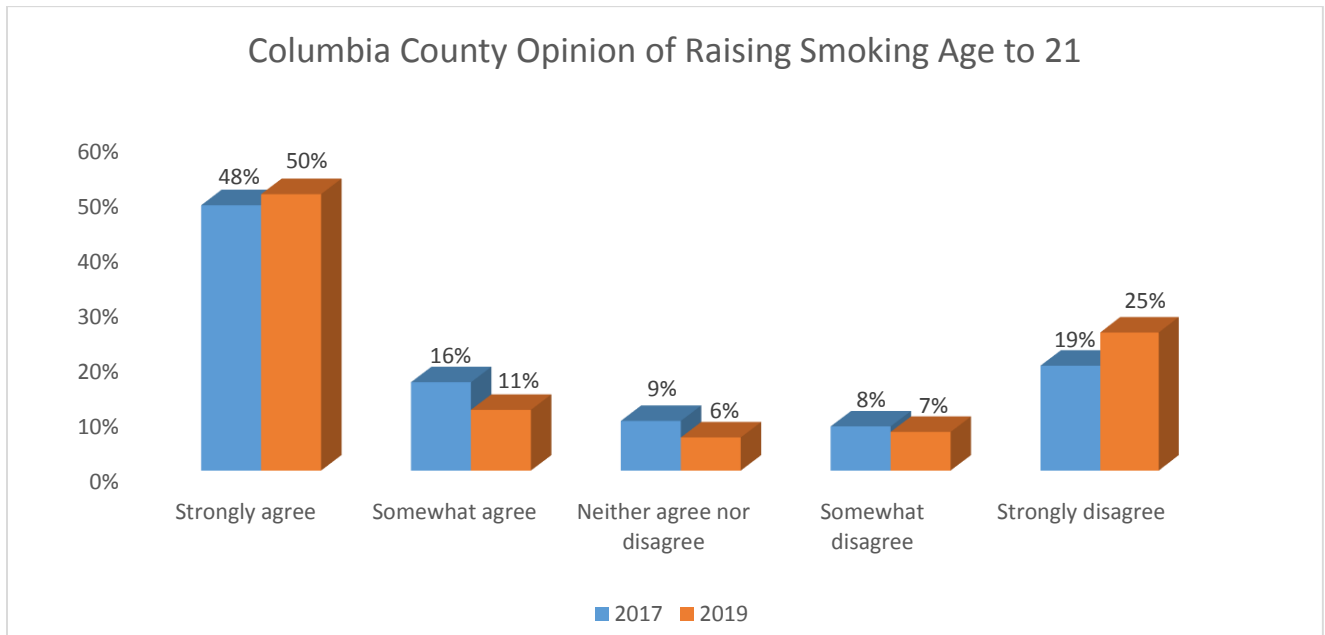
Q8: What is your opinion about a regulation that would prevent retailers from offering multi-pack discounts on cigarettes, such as 2 packs for the price of 1?



Teen Smoking

I'm going to read you a series of statements about teens and smoking, for each tell me whether you strongly agree, somewhat agree, neither agree nor disagree, somewhat disagree or strongly disagree.

Q10: What is your opinion about a regulation that would raise the legal age to purchase cigarettes and other tobacco products, including e-cigarettes, from 18 to 21 years of age?



Q9A: Teen smoking is a significant problem in our community

	Columbia					Greene				
	2011	2013	2015	2017	2019	2011	2013	2015	2017	2019
Strongly agree	52%	47%	44%	44%	51%	47%	52%	48%	44%	47%
Somewhat agree	17%	29%	25%	30%	18%	23%	22%	23%	27%	21%
Neither agree nor disagree	11%	8%	10%	8%	12%	10%	9%	11%	6%	11%
Somewhat disagree	9%	8%	7%	6%	9%	10%	7%	7%	9%	10%
Strongly disagree	7%	4%	9%	7%	5%	7%	6%	8%	9%	8%
Don't know/Refused	4%	4%	6%	5%	5%	4%	4%	2%	4%	3%

Q9B: In-store tobacco advertising makes teens more likely to smoke

	Columbia			Greene		
	2015	2017	2019	2015	2017	2019
Strongly agree	32%	28%	35%	33%	29%	34%
Somewhat agree	27%	28%	24%	25%	28%	20%
Neither agree nor disagree	10%	9%	11%	12%	7%	9%
Somewhat disagree	14%	17%	15%	13%	13%	18%
Strongly disagree	16%	17%	13%	17%	22%	17%
Don't know/Refused	1%	1%	2%	0%	1%	1%

Q9C: In-store tobacco displays make teens more likely to smoke

	Columbia			Greene		
	2015	2017	2019	2015	2017	2019
Strongly agree	32%	28%	34%	28%	29%	31%
Somewhat agree	27%	30%	26%	29%	25%	20%
Neither agree nor disagree	10%	10%	10%	10%	8%	12%
Somewhat disagree	14%	14%	12%	16%	13%	18%
Strongly disagree	16%	17%	15%	15%	22%	17%
Don't know/Refused	1%	1%	2%	2%	2%	2%

The following questions have been since omitted from the survey

Q9D: Seeing actors smoking in the movies encourages smoking among teens

	Columbia		Greene	
	2015	2017	2015	2017
Strongly agree	38%	33%	38%	33%
Somewhat agree	32%	29%	31%	33%
Neither agree nor disagree	8%	9%	8%	11%
Somewhat disagree	9%	15%	11%	9%
Strongly disagree	12%	14%	12%	14%
Don't know/Refused	1%	1%	0%	1%

Q9E: Movies rated G, PG, and PG13 should not show actors smoking

	Columbia		Greene	
	2015	2017	2015	2017
Strongly agree	45%	42%	47%	46%
Somewhat agree	23%	24%	16%	22%
Neither agree nor disagree	11%	10%	9%	10%
Somewhat disagree	10%	11%	13%	9%
Strongly disagree	10%	13%	13%	12%
Don't know/Refused	1%	0%	1%	1%

Q9F: Movies with significant amounts of smoking should be rated R

	Columbia		Greene	
	2015	2017	2015	2017
Strongly agree	28%	24%	30%	25%
Somewhat agree	22%	21%	18%	19%
Neither agree nor disagree	14%	14%	12%	12%
Somewhat disagree	17%	19%	14%	18%
Strongly disagree	19%	23%	26%	25%
Don't know/Refused	0%	0%	1%	0%

Survey Procedures and Samples Derived

Nature of the Sample						
Residents	Columbia County			Greene County		
	2015	2017	2019	2015	2017	2019
Gender						
Male	50%	50%	50%	52%	52%	52%
Female	50%	50%	50%	48%	48%	48%
Age						
18 to 29	15%	15%	15%	17%	17%	17%
30 to 44	20%	21%	21%	21%	21%	22%
45 to 59	30%	31%	30%	29%	29%	29%
60 and older	31%	31%	31%	29%	29%	29%
Children in Household						
No	66%	68%	69%	65%	68%	66%
Yes	33%	31%	30%	34%	31%	34%
Education						
Less than college degree	56%	61%	52%	68%	69%	64%
Bachelor's degree or higher	42%	39%	47%	32%	30%	35%
Income						
Less than \$50,000	36%	33%	30%	41%	30%	38%
\$50,000 to \$100,000	28%	31%	32%	30%	36%	29%
\$100,000 or more	20%	23%	27%	17%	23%	22%
Cigarette Smoker						
Never smoked	49%	53%	52%	49%	47%	44%
Smoked in past	36%	32%	37%	34%	36%	35%
Currently smokes	15%	14%	10%	17%	17%	21%